

Order form - select the correct Cover

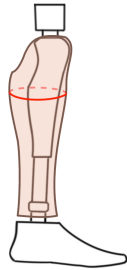
☐ Flex **Neo** AK

☐ Flex **Neo** Max AK

☐ XS COVER

☐ XF COVER

Patient Name (optional) :

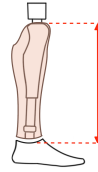
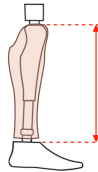


Cover circumference in [cm]

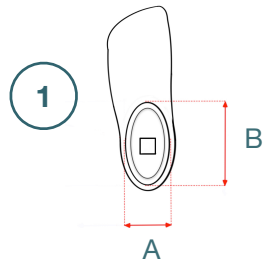
We recommend reducing the FlexCover circumference by a few percent, and even above ten percent for a very large calf. According to our customers' opinion, the FlexCover looks good with a circumference of less than 40 cm



For joints such as Genium, Genium X3, C-Leg4, Rheo the minimum circumference is 38 cm; Genium X4 - 40cm.



The height of the knee in [cm]



A [mm]

B [mm]

Foot manufacturer, type and size

For example : OB Taleo 1C50 L29

Knee manufacturer and type

For example : OB 3R80

Adapter

☐ 30

☐ 34

e.g.:
4WR95=3

Matte and semi-matte colors - tattoos unavailable

☐ 25 ☐ 45 ☐ 65 ☐ 85

Shiny colors & matt varnish

☐ Skin1 ☐ Skin2 ☐ Skin3

☐ Skin4 ☐ Graphite ☐ Black

☐ Matt varnish (charged extra)

Tattoo (charged extra)

Available only for Skin1, Skin2, Skin3, Skin4 color

☐ Catalog number
np; 08-1001

☐ Own

Distributed by  www.ortoped.ca

NextIt
FLEX COVERS

Check list :

☐

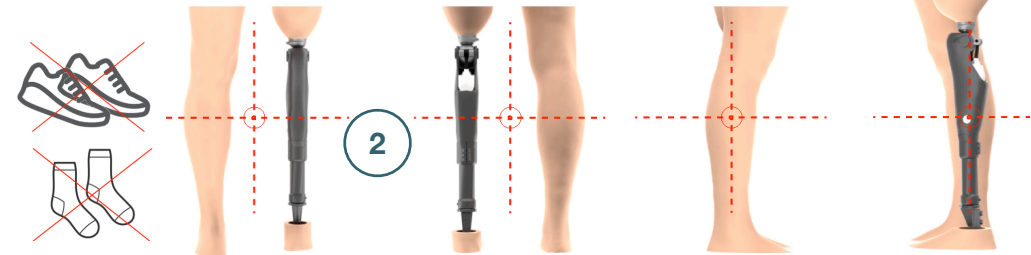
Photo of the foot or shell.

Both the outer and inner edges of the shell contour must be visible. The camera lens must be perpendicular to the pyramid.


☐

4 Photos The camera must be placed perpendicular to the legs, in a low position, and both legs must be centered on the photo. Please remember that all prosthetic components must be completely visible, including the socket. Please remove shoes, socks and any object that covers the prosthesis.

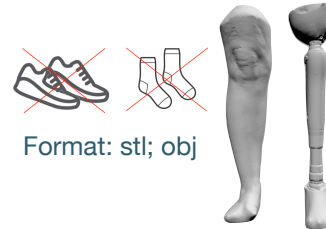
Patients do not need to remove the socks from the healthy leg.


☐

A scan of the patient's calf, possibly with a prosthesis.

☐

Scan of the entire prosthesis, without the patient.



Format: stl; obj

Scans are not required for:

XS
COVER
Flex Neo AK

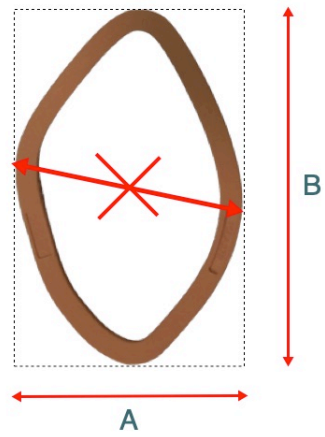
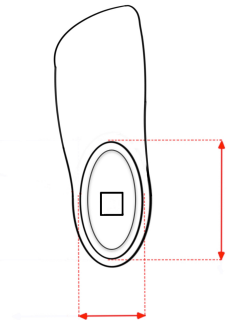


- All our covers can be shortened from the bottom by several mm.
- In the factory state, the lower part of the cover is flat.
- In the case of the foot as shown in the picture, the lower part of the cover can be ground to the shape of the foot.

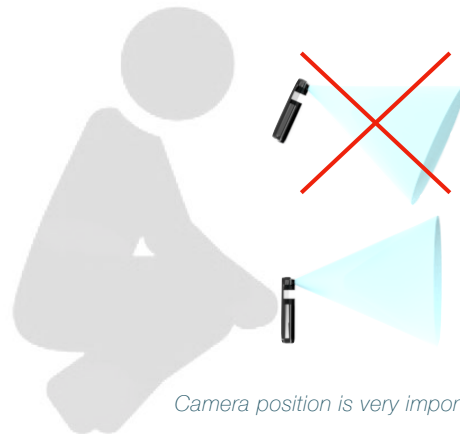
Send the form and files to customorders@ortoped.ca or use an external service such as **WeTransfer**

VERY IMPORTANT information - do not send.

1



2



Camera position is very important



COLORS - do not send.

Matte and semi-matte colors - tattoos unavailable



Shiny colors & matt varnish

